

Look! It's a message from a girl in France. She found one of my balloon labels.



### Objectives In this unit, I will ...

- learn the names of outdoor activities and equipment.
- describe events in the past and ask questions about them.
- learn about France and about prehistoric cave paintings.
- ask and answer about my last summer holiday.
- read and write a travel blog.
- have a conversation about my favourite place to visit.
- learn how to research a topic online.



### 1 Look at Danielle's photos. **Whole Class** Answer the questions.

- 1 Where are the children?
- 2 What are they doing?
- 3 What are they wearing?

### 2 **Thinking skills** Can you think of ten activities that you do outdoors?

### 3 Look and match. Listen, check and repeat.




camping rock climbing hiking  
whitewater rafting mountain biking  
compass map helmet rucksack  
wetsuit torch lifejacket

### 4 Listen and do the vocabulary quiz.





**5**  **Thinking skills** Read the rest of Danielle's message. Then read about the adventure holiday. Match the photos to the days.



I live in a part of France called the Dordogne. There are rivers, woods and rocks – it's fantastic for adventure holidays! This looks like a good holiday. What do you think?



## Family camping adventure in the Dordogne

**Day 1** Arrive at the campsite and put up the tents. Fun family quiz in the evening with lots of prizes!

**Day 2** Go whitewater rafting (we supply wetsuits and lifejackets). In the afternoon, you can visit the local cheese market.

**Day 3** Go mountain biking through beautiful woods. Stop for a picnic lunch.

**Day 4** Free day. Relax by the pool, visit spectacular caves or go hiking or horse riding (all optional).

**Day 5** Take the bus to the activity centre and go rock climbing (we supply all the equipment, including helmets).

**Day 6** Family hiking trip. You'll learn how to use a compass and read a map. You'll never get lost again!



**6**  **Communicate** Ask and answer about the adventure holiday.



Do you want to go whitewater rafting?

Yes, because I love water sports.

What do you want to take with you?

A towel ...




1 Look at the photo. What's this activity? Read and listen to find out.



Hi, Danielle. Thanks for the photos. Do you do any adventure activities?

Yes, I went canyoning with my family last weekend.



Canyoning? What's that?



You walk along narrow rivers between rocks. Wait – I'll send you a photo.



That looks fun ... and a bit scary! Did you enjoy it?

Oh yes. We jumped and climbed over rocks and swam a bit, too. The best thing was the sound of the water.



What do you mean?

The water was really loud. We couldn't hear anything. It was really exciting! Then later, we went into some beautiful caves and it was really quiet.



Was it dark inside the caves?

Yes, but we brought some waterproof torches with us. I know a great story about some caves near here. I'll send it to you.



2 **Communicate** Read and say *true* or *false*. Correct the false sentences.

- Danielle went canyoning with her friends.  
False. Danielle went canyoning with her family.
- Danielle didn't like canyoning.
- It was noisy inside the caves.
- It was easy to see inside the caves.

3 Look and learn.

Grammar Wall

Past simple

The verb *to be*

I/He/She/It	was wasn't	really loud.
You/We/They	were weren't	
Was	I/he/she/it	cold?
Were	you/we/they	

Regular verbs

I/He/She/It/You/We/They	jumped. didn't jump.	
Did	I/he/she/it/you/ we/they	jump?

4 Read and think. Answer.

Think about grammar

Many verbs are irregular. These don't end with *-ed* in the past simple. What are the past simple forms of *go* and *swim*?



5 Look at the dialogue in Activity 1 again. Find examples of:

- the past simple of *is*
- a regular past simple verb
- an irregular past simple verb
- a past simple question
- the past simple of *can't*

6 **Communicate** Ask and answer about last weekend.

Did you play tennis last weekend?

No, I didn't.

Did you go to the cinema?

Yes, I did.

## Before you read

1 **Thinking skills** **Whole Class**  
Read and discuss.

- Have you seen cave paintings before?
- What can you see in this cave painting?
- How old do you think the painting is?

Danielle sent me this story about the discovery of prehistoric cave paintings, near where she lives in France.

2 Listen and read.  CD1 24

## The fantastic discovery

For many years, people in the village of Montignac in the Dordogne told stories about the woods nearby. They said that there was treasure in caves under the woods.

1 In 1940, four boys – Marcel, Georges, Simon and Jacques – and their dog, Robot, went to look for the treasure.



Come on!  
Let's try to find this treasure.

2 Robot ran ahead and found a hole by a tree.



This is it! It's the entrance to the caves.

3 The boys made the hole bigger. Then, one by one, they climbed into it.



Is it safe, Marcel?

Yes, I think so. Come on!

4 All four boys were now safely inside a big dark cave. They used a lantern to look up at the walls and the ceiling.



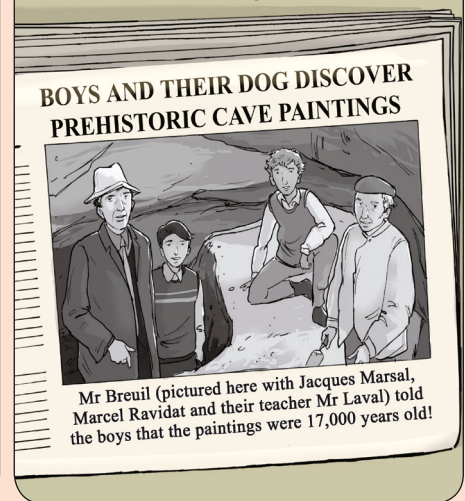
Wow! They look like bulls and deer. I think they're really old paintings.

5 At first, they kept the cave a secret, but then they told some friends. Soon everyone wanted to see the cave.



You can go in, but you have to wait your turn.

6 They told their teacher, Mr Laval. He brought a friend who was an expert.



## BOYS AND THEIR DOG DISCOVER PREHISTORIC CAVE PAINTINGS



Mr Breuil (pictured here with Jacques Marsal, Marcel Ravidat and their teacher Mr Laval) told the boys that the paintings were 17,000 years old!

## After you read

➔ Go to page 18 in your Activity Book.

## Values

- The cave paintings are thousands of years old. Do you think it's important to look after old things? Why?

1 Listen and read. Act out.  CD1 26



**Tom:** That story about the caves is a real adventure story! I like France. I went there three years ago.

**Callum:** Really? Why did you go to France?

**Tom:** I went on holiday. Look! Here are some photos of our trip.

**Callum:** Nice photos! Who did you go with?

**Tom:** I went with my parents and my cousins.

**Callum:** What did you do there?

**Tom:** We went camping near the beach. We explored the rocks and the woods. We didn't find any cave paintings though!

2 Look and learn.

**Grammar Wall**

**Wh- questions in the past**

Where	did	I	go?
When		he	go?
What		she	do?
Why		it	go?
Who		you	go with?
How		we	get there?
How long		they	go for?

I/You/He/ She/It/We/ They	went	to an activity camp. hiking. last summer. by car.
---------------------------------	------	--

3 Read and think. Answer.

Think about grammar

In **Wh-** questions in the past, we always use the past simple of *do*. What is it?



4 Look at the dialogue in Activity 1 again and make more questions to ask Tom.

- How ...?
- How long ...?
- Where ...?

5 Listen and read. What do the arrows show? Listen again and repeat.  CD1 27

**Pronunciation**

- When did you go there?
- Who did you go with?
- What did you do there?
- Did you go on Wednesday?
- Did you go with Max?
- Did you go canoeing?

6 **Communicate** Ask and answer about your last summer holiday.



1 What's a survival kit? Look and match. Listen, check and repeat.



binoculars camping stove insect repellent matches saucepan  
 rope sleeping bag sun cream walking boots wildlife guidebooks

**My survival kit**



**Listening tip!**

Listen for the general idea first. You don't need to understand every word.

2 Where do you think the children decide to go camping? Listen and say.



Whispering Woods



Mighty Mountain



Lonely Island

3 Listen to the rest of the conversation. What did they take with them?



4 **Communicate** Ask and answer to complete the information. Which is the best trip?

Teacher's Resource Bank: Unit 2



**Before you read**
**1 Read and discuss.**


- What's a blog?
- Do you know anyone who writes a blog?
- What's a travel blog?

**2 Read the sentences. Then read the travel blog quickly and say if each thing happened on Day 1 or Day 2. Read again and check.**

- |                              |                                  |
|------------------------------|----------------------------------|
| 1 Kieron saw a helicopter.   | 3 Kieron ate fried eggs.         |
| 2 Kieron saw cows and ducks. | 4 Kieron helped put up the tent. |

**Reading tip!**

Look at the pictures before you read. They will help you understand the text.

**A family and five bikes: our mountain biking holiday**
**A travel blog** by Kieron Hale

My name's Kieron. Welcome to my first ever blog! I'm so excited because tomorrow we're going to go on a mountain biking holiday in Wales for five days. I'll write my blog at the end of every day.

**Day 1: Our first day**

Mum woke us up at six o'clock this morning. It was still dark. We got dressed and had breakfast. Meanwhile, Dad put the bikes on the bike rack on top of the car. Soon, we were ready to go.

After about two hours, we arrived at the campsite. First, we put up the tent. We've got a big blue tent with three bedrooms. After that, we went to see the cows, sheep, goats and ducks. Mum made some hot dogs for dinner and then we got into our sleeping bags. I'm using my mum's laptop to write this blog, but I'm really tired now. Our first bike ride is tomorrow. Goodnight!

**Day 2: Clifftop rescue!**

Wow! What a day! In the morning, we had a big breakfast. I had cereal, fried eggs and toast. Yum! After breakfast, Dad, Lily and I decided to cycle along the coast. After about 45 minutes, we arrived at the top of a cliff. We could see down to the beach on both sides. It was like we were on top of the world! Suddenly, we saw a helicopter coming towards the cliff. Then we saw a man halfway down the cliff. Oh no! He was stuck. A man from the rescue team came down from the helicopter on a rope. We waited nervously. We didn't know what was going to happen. After a while, the rope pulled the men back up to the helicopter. It was amazing! He was safe. Then we got back on our bikes. Half an hour later, we were back at the campsite. We told Mum and Alice all about the rescue.



This is me and my family! I've got an older sister called Lily and a younger sister called Alice.



This is our tent.



This helicopter rescued the man who was stuck on the cliff.

**After you read**
**3 What do you think?**


- What was the best part of Kieron's trip in the first two days? Why?
- Is it a good idea to keep a travel blog? Why?

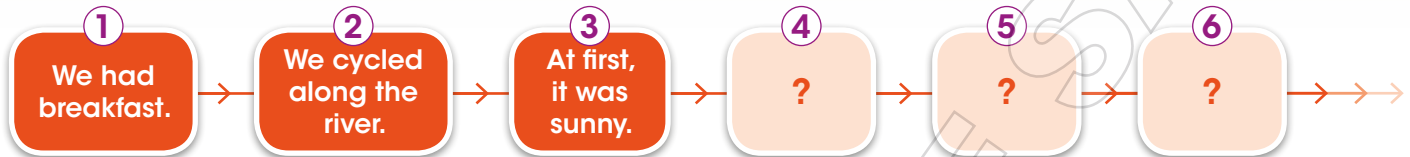
➔ Go to page 21 in your Activity Book.



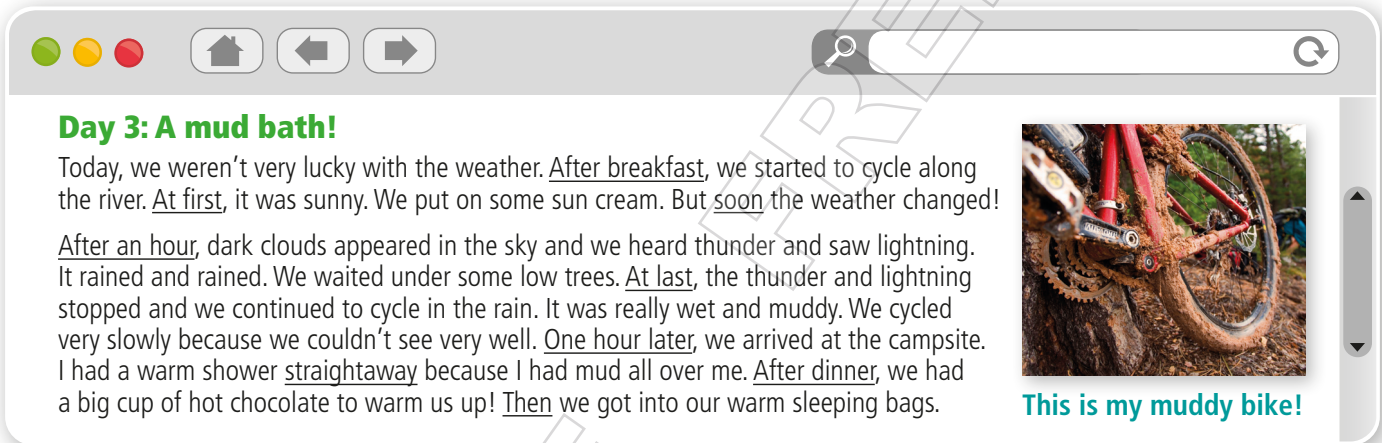
Text type: **a travel blog****Investigate a text**

- 1 Read the information. Guess the next three stages of the timeline. 

It's a good idea to make a timeline before you write a travel blog. Look at the first part of Kieron's timeline for Day 3 of his holiday. What do you think happens next?




- 2 Read Day 3 of the travel blog to find out if you guessed correctly.



**Day 3: A mud bath!**

Today, we weren't very lucky with the weather. After breakfast, we started to cycle along the river. At first, it was sunny. We put on some sun cream. But soon the weather changed! After an hour, dark clouds appeared in the sky and we heard thunder and saw lightning. It rained and rained. We waited under some low trees. At last, the thunder and lightning stopped and we continued to cycle in the rain. It was really wet and muddy. We cycled very slowly because we couldn't see very well. One hour later, we arrived at the campsite. I had a warm shower straightaway because I had mud all over me. After dinner, we had a big cup of hot chocolate to warm us up! Then we got into our warm sleeping bags.



**This is my muddy bike!**

**Discuss a text**

- 3 Read Day 3 of the travel blog again. Answer the questions. 

- 1 What's the title of the blog entry? Is it a good title?
- 2 What information is in the first sentence? Is it a good introduction?
- 3 What tense does Kieron use?
- 4 Is Kieron clear about the order in which he did things?

**Writing skills:** Time connectives

When we're describing things that happen, it's important that we explain when they happen and in what order. Look at the underlined words in the blog entry for Day 3. These are called time connectives. They often go at the beginning of a sentence:

first of all   finally   at 11 o'clock   meanwhile   suddenly   after a while

- 4 Read Days 1 and 2 of Kieron's blog again. Find examples of time connectives.

➔ Plan and write a travel blog on page 22 in your Activity Book.



1 Describe the photos. What's Mike's favourite place to visit?



2 Listen to the conversation. What does Mike like doing there?



3 Listen again. Complete five questions that Hannah asks.



- Where ...?
- Where ...?
- What ...?
- When ...?
- What ...?

4 ➔ Prepare a conversation about your favourite place to visit on page 23 in your Activity Book.



### Conversation time

Remember to use the right tense. Then the other person will understand your questions.



Where do you stay?

What did you do there?



5 **Reflect on the unit** Read and think about your learning. What can you do now?



Hi, Danielle. Thanks for all the information about adventure activities and holidays. It was really interesting.

Maybe we can go on an adventure holiday together one day!



I can describe events in the past and ask questions about them.

I can find France on a map and talk about prehistoric cave paintings.

I can read and write a travel blog.

I can have a conversation about my favourite place to visit.

➔ Do the Unit Review on page 24 in your Activity Book.



Welcome to Channel 21! This programme is about adventurous sports. Would you like to do an adventurous sport?

**1 Watch the video. Read and answer the questions.**

- 1 What are the people in the whitewater raft wearing on their heads?
- 2 Are the snowboarders wearing lifejackets?
- 3 Do people do paragliding in the air, in the water or in the snow?
- 4 Is the tightrope walker wearing shoes?
- 5 Who was Charles Blondin?



**2 Match the words to the pictures. Then watch the video again. Which activities does Max mention?**

whitewater rafting   snowboarding   kayaking   paragliding   skiing



**3 Read, think and answer.**



**Researching a topic online**



There is a lot of information on the Internet! Before you do your research, think about what you want to find out. Can you think of any more question words?

What ...?

When ...?

How ...?



**4 Work with a partner. Imagine you are doing research on a famous person in the past. Complete the questions below and decide which websites would be useful.**

- How ...
- When ...
- Why ...
- What ...
- Where ...
- ... did they do?
- ... did they live?
- ... were they famous?
- ... did they do it?
- ... were they born?
- ... was their most famous achievement?